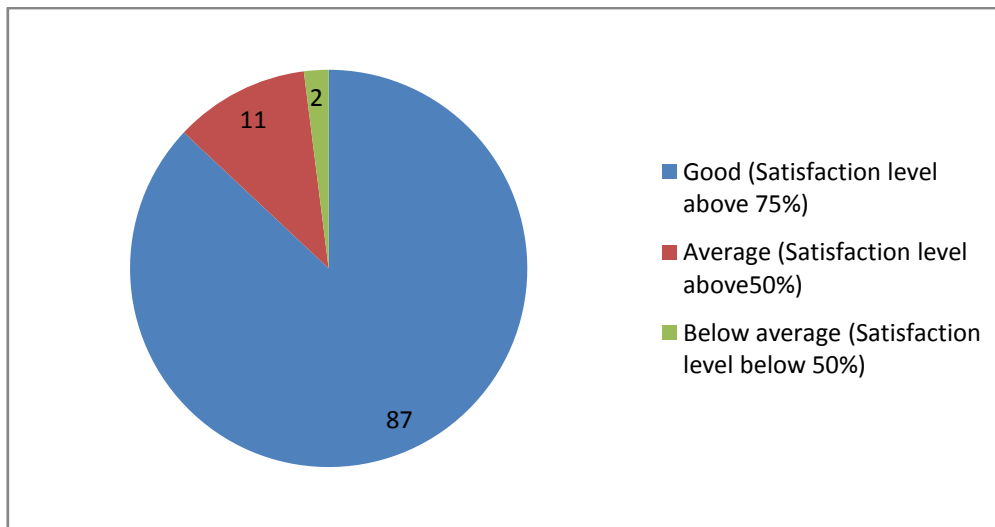


## FEEDBACK ANALYSIS & ACTION TAKEN REPORT: 2014-15

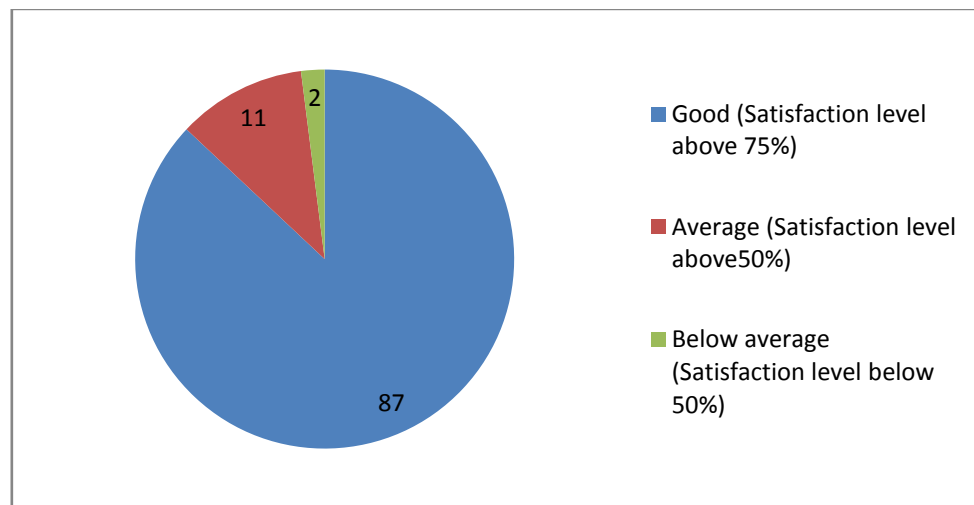
### (i) Student Feedback Analysis and Action Taken Report:

1. Total percentage of students from whom the feedback is taken: Students who had an attendance percentage of 85 and above.
2. Frequency: Once in a semester
3. Statement of student satisfaction pertaining to significant aspects of campus life:

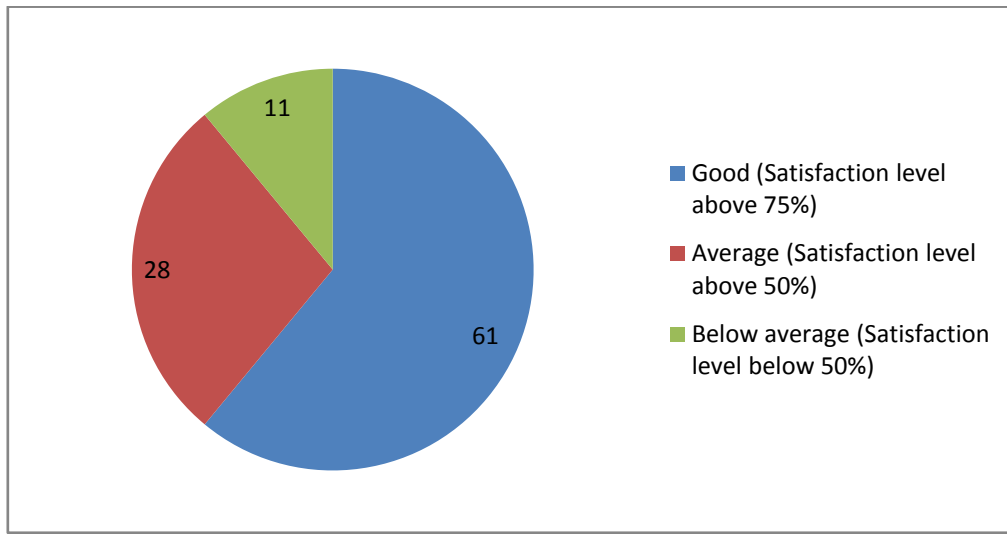
a) Average of the overall statement of student satisfaction pertaining to college discipline



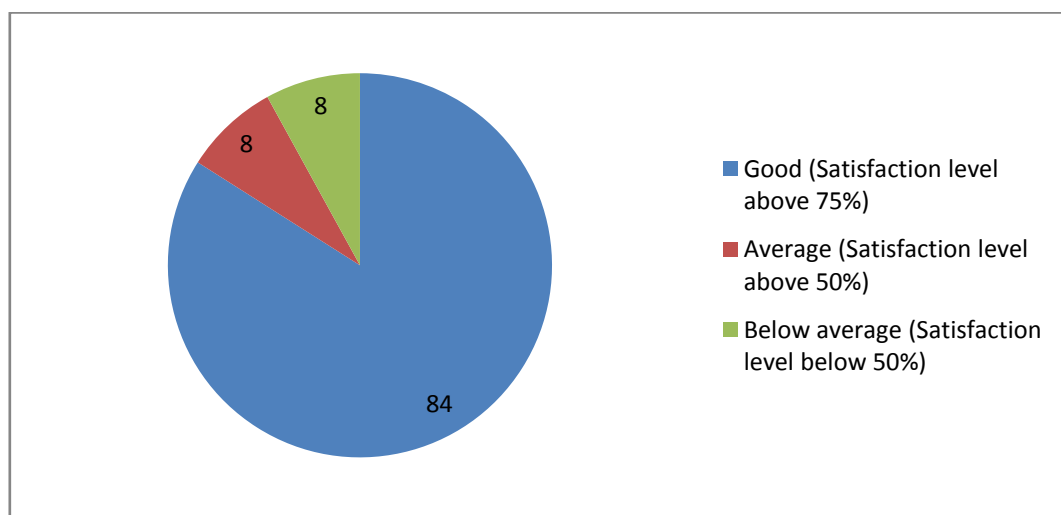
b) Average of the overall statement of student satisfaction pertaining Teaching learning experience



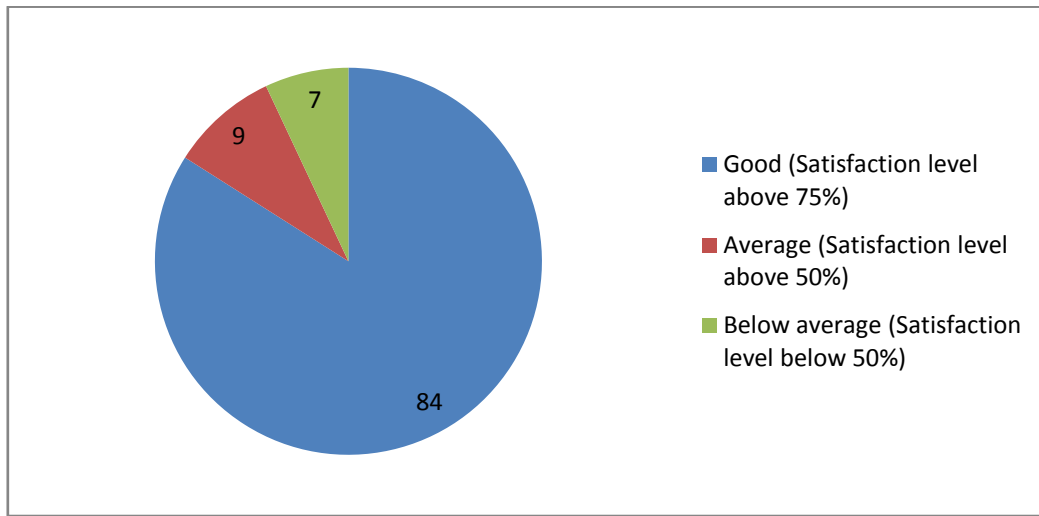
c) Average of the overall statement of student satisfaction pertaining Co curricular activities



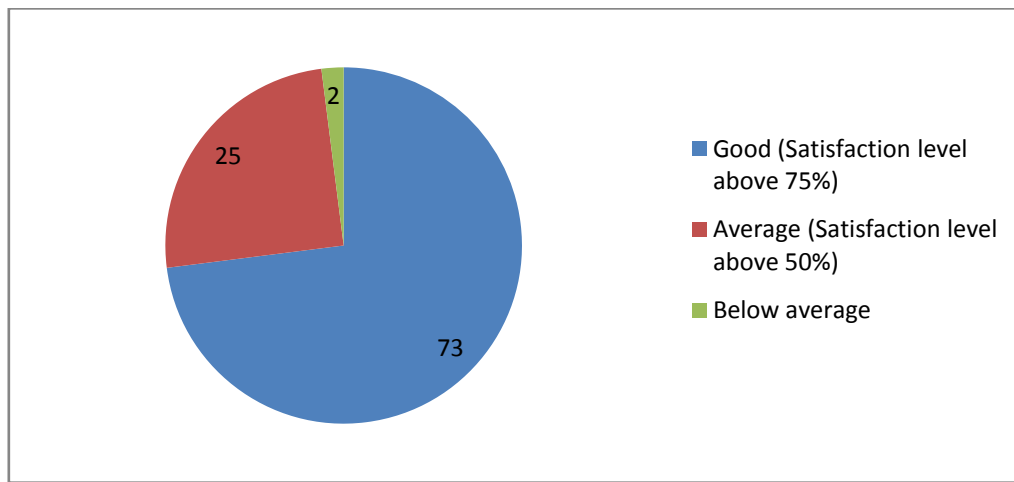
d) Average of the overall statement of student satisfaction pertaining Teacher student relationship



e) Average of the overall statement of student satisfaction pertaining Office facility



f) Average of the overall statement of student satisfaction pertaining Infrastructure and amenities



4. Significant Suggestions, if any:

- i. Extension of fitness centre timing to 5 pm.
- ii. Coaching for competitive examinations.
- iii. Request for a media centre and a studio.
- iv. Request for a formal re-test schedule for internal examinations.
- v. More cultural events and competitions.
- vi. Regular coaching camps for cricket and football.

5. Follow-up action:

The suggestions were discussed in the college council and it was decided to take necessary action.

**(ii) PTA Feedback Analysis and Action Taken Report:**

**Analysis of the feedback received from Parents:**

**(Total Respondents – 1466)**

**(Total Respondents in Semesters I, III & V – 929)**

**(Total Respondents in Semesters II & IV – 537)**

| FEATURES                     | I,III and V (929) |             |                   | II and IV (537) |             |                   |
|------------------------------|-------------------|-------------|-------------------|-----------------|-------------|-------------------|
|                              | Good (%)          | Average (%) | Below Average (%) | Good (%)        | Average (%) | Below Average (%) |
| College Discipline           | 73                | 22          | 5                 | 69              | 24          | 7                 |
| Academic Environment         | 71                | 26          | 3                 | 69              | 24          | 7                 |
| Non- Academic Activities     | 67                | 30          | 3                 | 68              | 29          | 3                 |
| Teacher-Student Relationship | 74                | 21          | 5                 | 69              | 28          | 3                 |
| Office Facility              | 71                | 26          | 3                 | 68              | 28          | 4                 |
| Class Room Facility          | 74                | 24          | 2                 | 72              | 22          | 6                 |
| Sports Facility              | 67                | 26          | 7                 | 65              | 26          | 9                 |
| Library                      | 76                | 24          | 0                 | 77              | 23          | 0                 |
| Laboratory                   | 71                | 27          | 2                 | 73              | 25          | 2                 |
| Internet/ Computer Facility  | 69                | 28          | 3                 | 70              | 26          | 4                 |
| College Website              | 66                | 27          | 7                 | 69              | 25          | 6                 |
| Canteen                      | 63                | 23          | 14                | 63              | 27          | 10                |
| PTA                          | 68                | 29          | 3                 | 69              | 28          | 3                 |

**Significant suggestions received from the parents:**

26% parents suggested that more cultural competitions should be organized in the college.

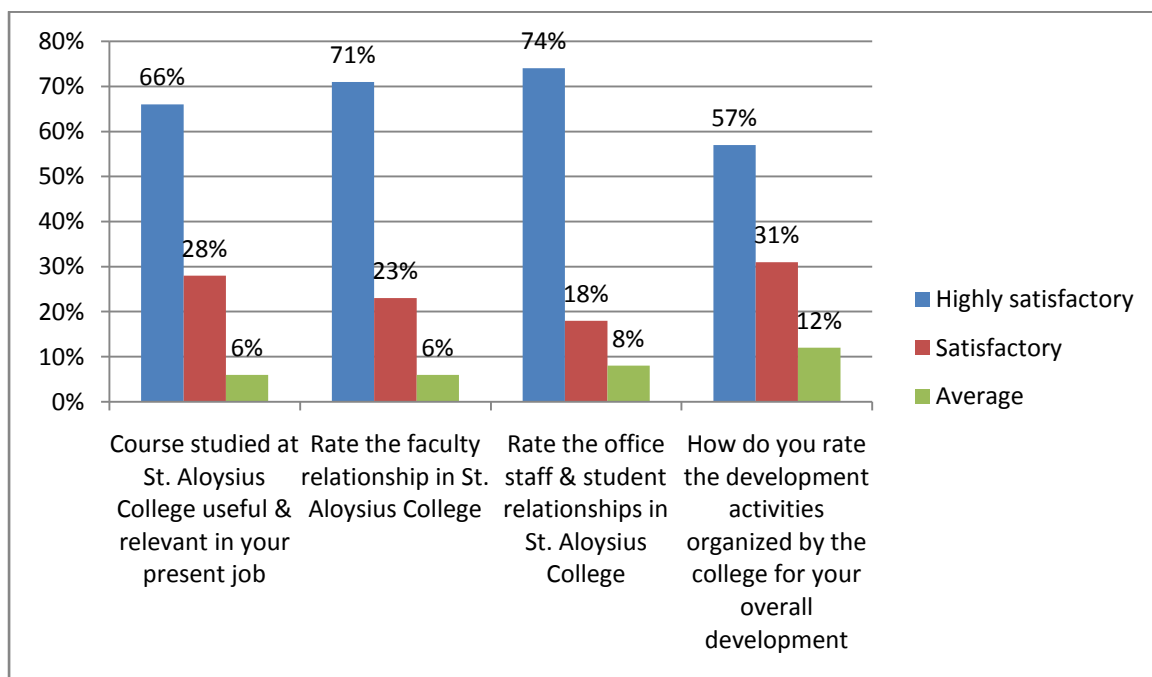
29% parents demanded for remedial coaching classes for weaker students.

**(iii) ALUMNI FEEDBACK ANALYSIS & Action Taken Report**

St Aloysius College, Elthuruth, Thrissur formally conducts alumni meet on the first Sunday of December every year. This year we conducted the meeting on 7<sup>th</sup> December, 2014 at our college auditorium. The program was inaugurated by the manager Rev. Fr. Jose Payapilly CMI. The College Principal, Dr. Fr. Babu K T presided over the function.

Alumni meets have always been occasions to strengthen the warm relations the college maintains with its former students. This meet is also an occasion to get feedback from our Alumni. Most participants have maintained regular contact with the faculty and were updated about various events in the college. Many of the Alumni members who attended the meet had already registered in our college. All of them expressed their willingness to support the college in all its future endeavours. There was suggestion from the side of the alumni for conducting vocational certificate courses. The other responses made by our alumni are summarized in the following bar diagram.

**Alumni Satisfaction Survey 2014-15**



**Measures taken from the feedback:**

1. It will be required by all the departments to conduct at least one job oriented certificate courses.
2. Steps are being taken to augment infrastructure facilities.
3. Departments will seek the assistance of the alumni who would support departmental activities.

A handwritten signature in black ink, appearing to read 'Raji', with a horizontal line underneath it.

17.04.2015

IQAC Coordinator