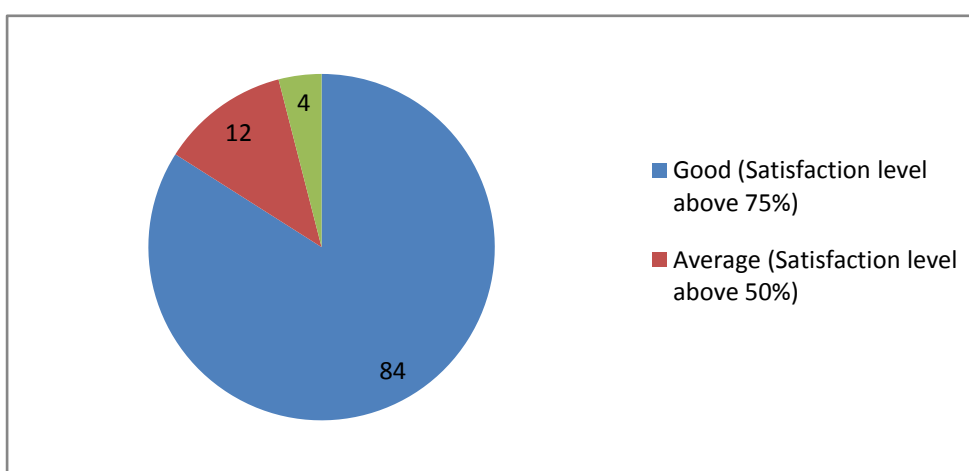


## **FEEDBACK ANALYSIS & ACTION TAKEN REPORT: 2015-16**

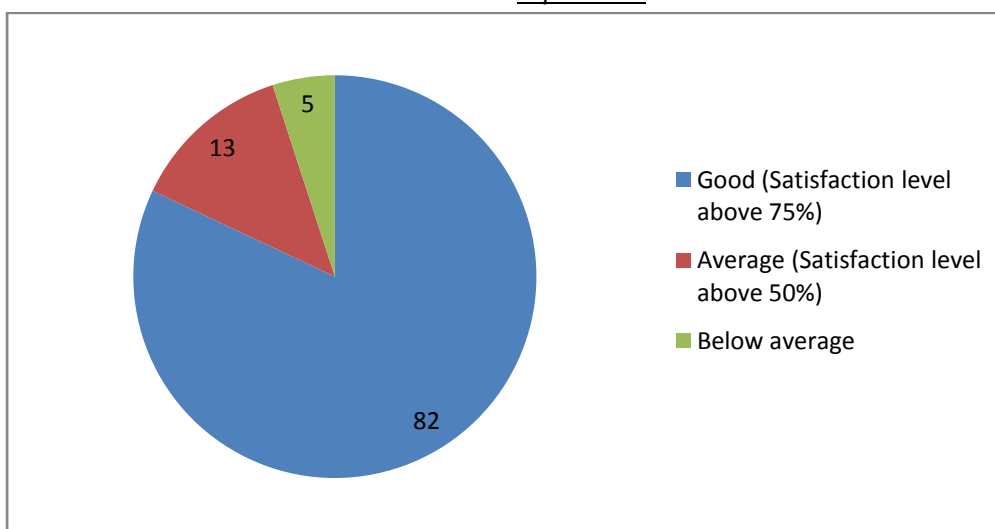
### ***(i) Student Feedback Analysis & Action Taken Report:***

1. Total percentage of students from whom the feedback is taken: Students who had an attendance percentage of 85 and above.
2. Frequency: Once in a semester
3. Statement of student satisfaction pertaining to significant aspects of campus life:

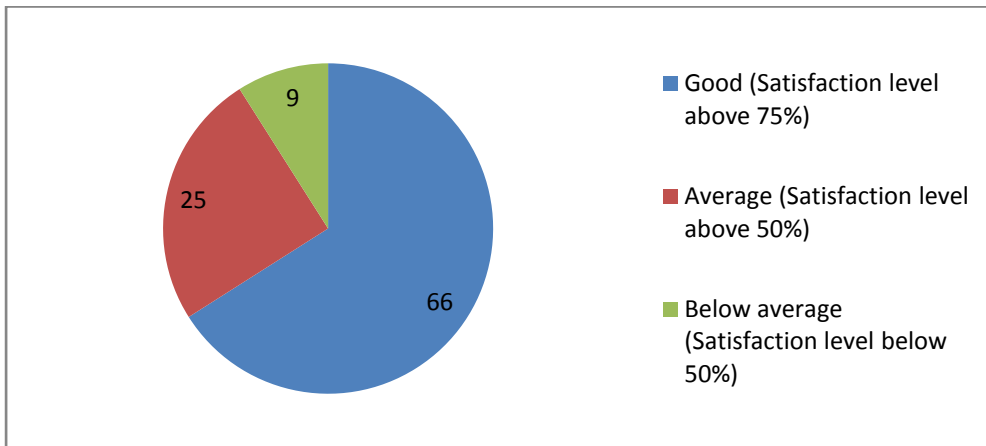
#### ***a. Average of the overall statement of student satisfaction pertaining to College discipline***



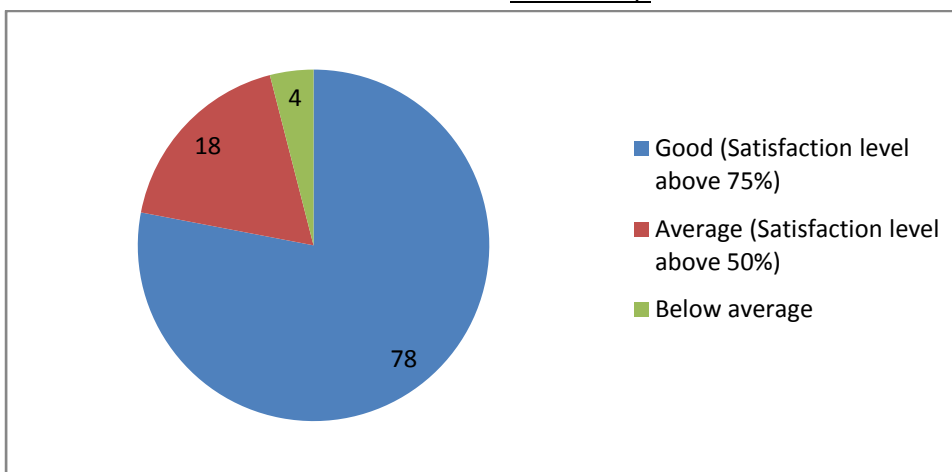
#### ***b. Average of the overall statement of student satisfaction pertaining to Teaching learning experience***



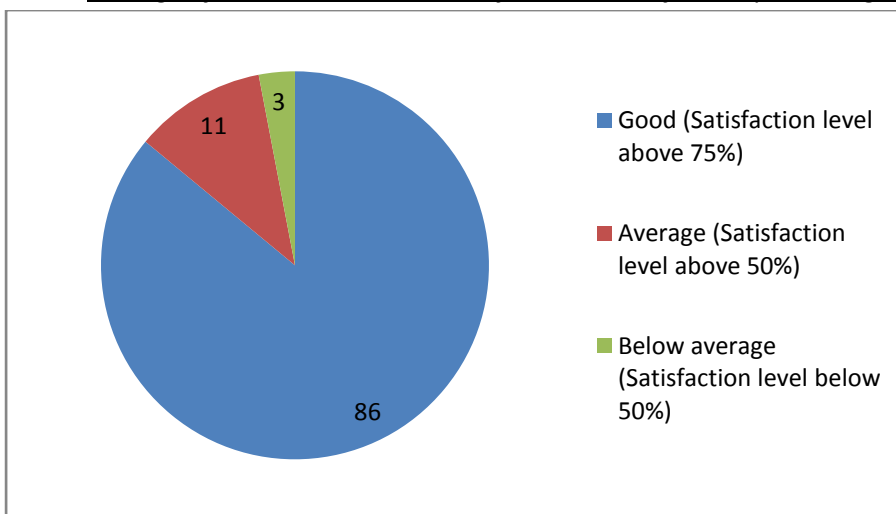
c. Average of the overall statement of student satisfaction pertaining to Co curricular activities



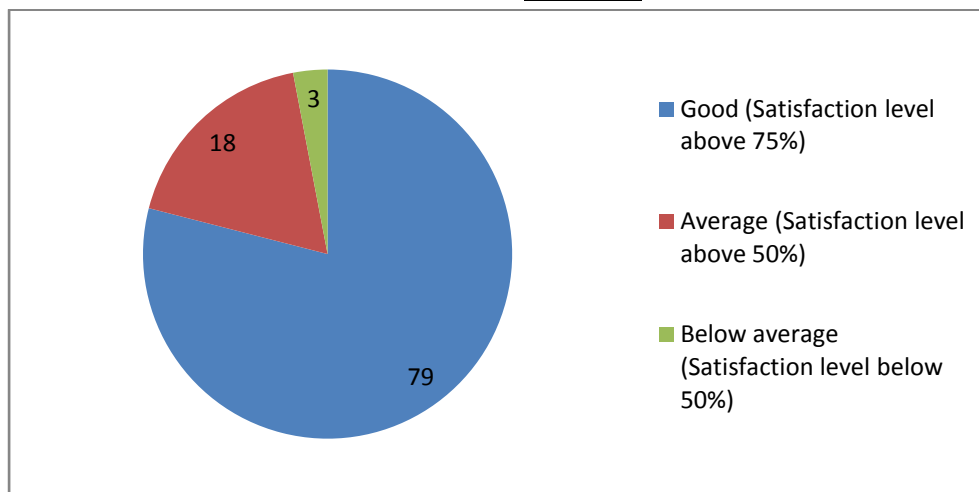
d. Average of the overall statement of student satisfaction pertaining to Teacher student relationship



e. Average of the overall statement of student satisfaction pertaining to Office facility



f. Average of the overall statement of student satisfaction pertaining to Infrastructure and amenities



4. Significant Suggestions if any:

- i. Provision for retest in the case of students who scored low and the absentees in the two internal examinations.
- ii. Coaching for competitive examinations.
- iii. Request for more student interactions with T.V channels.
- iv. Request for more variety food items in the canteen.
- v. Suggestion for starting community radio from the media centre.
- vi. More cultural events and competitions.
- vii. Regular coaching camps for sports and games.

5. Follow-up action:

The suggestions were discussed in the college council and it was decided to take necessary action to implement the suggestions to the extent they are viable.

**(ii) PTA Feedback Analysis & Action taken Report:**

**Summary of the feedback received from Parents**

**(Total Respondents – 1497)**

**(Total Respondents in Semesters I, III & V – 936)**

**(Total Respondents in Semesters II & IV – 561)**

FEATURES	I,III and V (936)			II and IV (561)		
	Good (%)	Average (%)	Below Average (%)	Good (%)	Average (%)	Below Average (%)
College Discipline	76	21	3	73	22	5
Academic Environment	74	24	2	69	24	7
Non- Academic Activities	68	30	2	70	28	2
Teacher-Student Relationship	77	19	4	73	25	2
Office Facility	74	24	2	71	27	2
Class Room Facility	78	22	0	74	24	2
Sports Facility	69	27	4	66	29	5
Library	79	21	0	79	21	0
Laboratory	71	29	0	74	25	1
Internet/ Computer Facility	70	29	1	73	26	1
College Website	66	29	5	70	27	3
Canteen	62	24	14	65	26	9
PTA	72	27	1	74	26	0

**Significant suggestions received from the parents:**

1. 20% parents suggested that the college bus routes may be extended if there are sufficient number of students who need them.
2. 24% parents demanded for remedial coaching classes in English and basic mathematics for the weaker students.

**Actions Taken:**

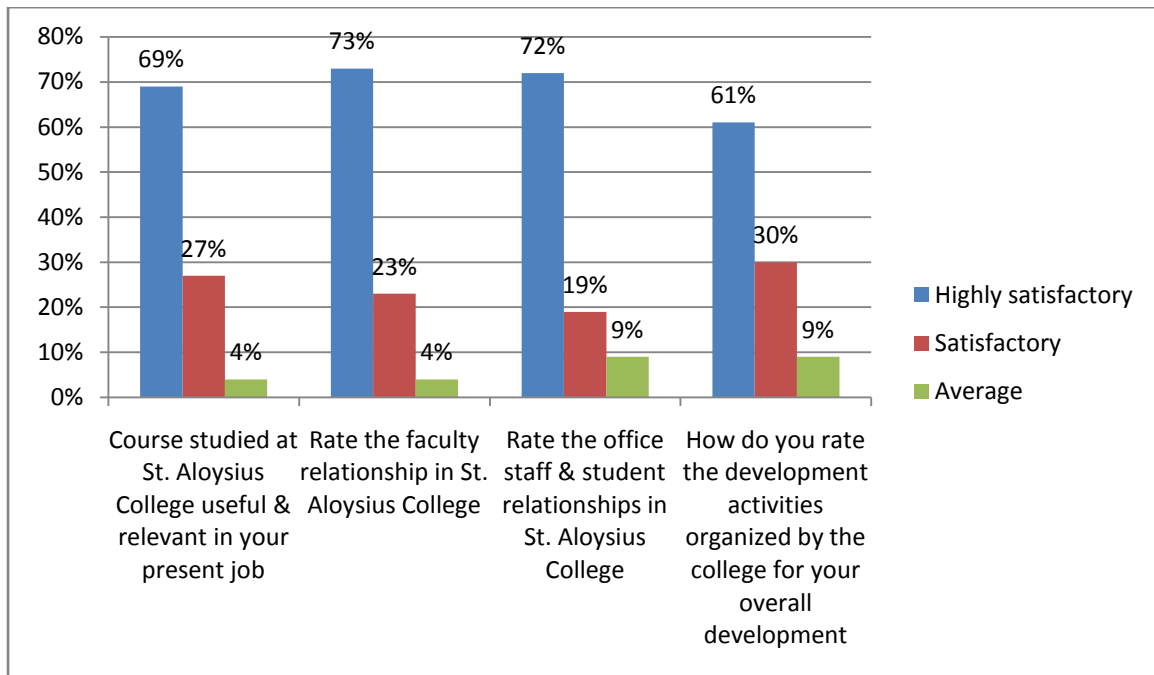
1. The College Council discussed the matter and suggested to do the needful to extend possible bus services to the more interior areas.
2. The issue was discussed in the meeting of the Department Heads and they are asked to revamp the remedial program for English and Mathematics.

**(iii) ALUMNI FEEDBACK ANALYSIS & Action Taken Report:**

St Aloysius College, Elthuruth, Thrissur formally conducts alumni meet on the first Sunday of December every year. This year we conducted the meeting on 6<sup>th</sup> December, 2015 at our college auditorium. The program was inaugurated by the manager Rev. Fr. Jose Payapilly CMI. The College Principal, Dr. Fr. Babu K T presided over the function.

Alumni meets have always been occasions to strengthen the warm relations the college maintains with its former students. This meet is also an occasion to get feedback from our Alumni. Most participants have maintained regular contact with the faculty and were updated about various events in the college. Many of the Alumni members who attended the meet had already registered in our college. All of them expressed their willingness to support the college in all its future endeavours. There were suggestions from the side of the alumni to develop a greener ambience to the quadrangle. The other responses made by our alumni are summarized in the following bar diagram.

**Alumni Satisfaction Survey 2015-16**



**Measures taken from the feedback:**

1. Steps are being initiated to make a green open air auditorium.
2. Departments will seek the assistance of the alumni who would support departmental activities.